

NATO UNCLASSIFIED

NATO STANDARD

AEODP-06

EXPLOSIVE ORDNANCE DISPOSAL (EOD) REPORTS AND MESSAGES

Edition C Version 1

MAY 2020



NORTH ATLANTIC TREATY ORGANIZATION

ALLIED EXPLOSIVE ORDNANCE DISPOSAL PUBLICATION

Published by the
NATO STANDARDIZATION OFFICE (NSO)
© NATO/OTAN

NATO UNCLASSIFIED

NATO UNCLASSIFIED

INTENTIONALLY BLANK

NATO UNCLASSIFIED

NATO UNCLASSIFIED

NORTH ATLANTIC TREATY ORGANIZATION (NATO)

NATO STANDARDIZATION OFFICE (NSO)

NATO LETTER OF PROMULGATION

27 May 2020

1. The enclosed Allied Explosive Ordnance Disposal Publication AEODP-06, Edition C, Version 1, EXPLOSIVE ORDNANCE DISPOSAL (EOD) REPORTS AND MESSAGES, which has been approved by the nations in the Military Committee Land Standardization Board, is promulgated herewith. The agreement of nations to use this publication is recorded in STANAG 2221.
2. AEODP-06, Edition C, Version 1, is effective upon receipt/will come into effect and supersedes AEODP-06, Edition B, Version 1, which shall be destroyed in accordance with the local procedure for the destruction of documents.
3. This NATO standardization document is issued by NATO. In case of reproduction, NATO is to be acknowledged. NATO does not charge any fee for its standardization documents at any stage, which are not intended to be sold. They can be retrieved from the NATO Standardization Document Database (<https://nso.nato.int/nso/>) or through your national standardization authorities.
4. This publication shall be handled in accordance with C-M(2002)60.


Dieter Schmaglowski
Deputy Director NSO
Branch Head P&C

Zoltán GULYÁS
Brigadier General, HUNAF
Director, NATO Standardization Office

NATO UNCLASSIFIED

NATO UNCLASSIFIED

INTENTIONALLY BLANK

NATO UNCLASSIFIED

RESERVED FOR NATIONAL LETTER OF PROMULGATION

INTENTIONALLY BLANK

INTENTIONALLY BLANK

RECORD OF SPECIFIC RESERVATIONS

DNK	Air: In Royal Danish Air Force, only the EOD units will implement STANAG 2221. No reservations from Army and Navy.
HRV	Croatian Armed Forces will not organize EOD sections on strategic, operational and tactical levels. EOD Staff Officer tasks will be conducted by Operational Officer like additional duty.
LVA	LVA personnel will use Reports and Messages defined in the STANAG 2221 when in NATO operations and / or exercises.
<p>Note: The reservations listed on this page include only those that were recorded at time of promulgation and may not be complete. Refer to the NATO Standardization Document Database for the complete list of existing reservations.</p>	

INTENTIONALLY BLANK

TABLE OF CONTENTS

CHAPTER 1: GENERAL INFORMATION.....	<u>1-1</u>
101 INTRODUCTION.....	<u>1-1</u>
102 BACKGROUND.....	<u>1-1</u>
103 AIM.....	<u>1-1</u>
104 SCOPE.....	<u>1-1</u>
105 PRINCIPLES.....	<u>1-2</u>
106 INSTRUCTIONS.....	<u>1-2</u>
107 USERS.....	<u>1-3</u>
108 EOD MESSAGE INFORMATION FIELDS AND SETS.....	<u>1-4</u>
109 EOD MESSAGES AND INFORMATION GATHERING.....	<u>1-5</u>
110 EOD MESSAGES LIST SUMMARY.....	<u>1-6</u>
111 CHANGE CONTROL.....	<u>1-6</u>
CHAPTER 2: MESSAGES.....	<u>2-1</u>
201 EO INCIDENT REPORT.....	<u>2-1</u>
202 EO TASK ORDER.....	<u>2-2</u>
203 EO TASK REPORT.....	<u>2-3</u>
204 WIT TASK ORDER AND LEVEL 1 EXPLOITATION REPORT.....	<u>2-7</u>
205 LEVEL 2 EXPLOITATION REPORT.....	<u>2-13</u>
CHAPTER 3: DATA LISTS.....	<u>3-1</u>
301 DATA LIST G – GENERALLY.....	<u>3-1</u>
302 DATA LIST R – REPORTING.....	<u>3-3</u>
303 DATA LIST A – ACCOUTREMENT.....	<u>3-6</u>
304 DATA LIST D – DATE AND TIME.....	<u>3-7</u>
305 DATA LIST E – ENVIRONMENT.....	<u>3-8</u>
306 DATA LIST C – CIED.....	<u>3-12</u>
CHAPTER 4: ID GUIDE.....	<u>4-1</u>
CHAPTER 5: QUICK LOOK REPORT.....	<u>5-1</u>

INTENTIONALLY BLANK

CHAPTER 1 : GENERAL INFORMATION
--

101 INTRODUCTION

This chapter should be read by AEODP-6 users before attempting to send messages using the format provided. The purpose of this chapter is to:

- Provide background to the development and scope of AEODP-6.
- Describe the outline contents of the Annex.
- Provide general instructions on completing the message formats.
- Draw attention of the users to the requirement for change control procedures.

102 BACKGROUND

AEODP-6 has been produced to meet the requirements of STANAG 2221 and to provide harmonized explosive ordnance disposal (EOD) Information Exchange Requirements (IERs). It has been produced with the advice and approval of the Senior Land IER Panel. The proposed format is established with the objective of easiness and speediness. It does not rule the use of automated information systems out. To make easier the drafting and the understanding of the reports and messages, the fields can be completed with specific information gathered in data lists (see paragraph 108, alinea 3) and in an explosive ordnance (EO) identification (ID) guide (see paragraph 108, alinea 4).

103 AIM

STANAG 2221 and Allied EOD Publication 6 (AEODP-6) form the foundation for a standardized EOD message and reporting system. This system facilitates the tasking and reporting that are the backbone of information exchange between forces requiring EOD support, EOD staffs, EOD units and/or exploitation units.

104 SCOPE

AEODP-6 comprises sufficient technical detail to request, plan, execute and report EOD tasks, and allow reporting of EO exploitation and EO technical information. It does not include all common NATO standardized messages that might be used by EOD staffs and forces: e.g. the MEDEVAC Request Message.

AEODP-6 provides NATO nations with standard message formats to:

- Report the presence of EO.
- Assign EOD tasks.
- Report the results of EOD tasks.

- Report the results of level 1 exploitation tasks
- Report the results of level 2 exploitation tasks.

105 PRINCIPLES

Flow of information is essential to safe and effective EOD operations. EOD staffs, EOD forces and units threatened by EO need to communicate quickly, clearly and concisely so that EOD missions can be planned and executed. Standardized message formats enable efficient exchange of information. They are particularly important to multinational operations as they reduce the impact of different operating languages and ease the collation and transmission of complex information. The operations oriented report formats that follow have a simple and flexible structure to facilitate rapid transmission. The reporting system facilitates information flow and development of an overall situation picture for EOD covering the following aspects:

- Threat and hazard situation.
- The extent and locations of EO contamination.
- Prioritizing EOD incidents and assigning tasks to EOD units.
- EO type, quantity and incident site.
- Residual risk.
- EO intelligence.
- Workload of EOD forces (type, duration and number of operations).
- Collection and submission of archival information (reports, photographs, drawings of incident site / disposal procedure / result).

106 INSTRUCTIONS

Messages included in AEODP-6 meet the requirements described above. They are the standardized formats for EOD information exchange for multinational operations. Each message is identified by a message identifier (e.g. EOINCREP) and also by an alphanumeric code (e.g. EO100) in order to be recognized when automatically processed, as follows:

- The two first letters indicate the message belongs to the EOD message IER group.
- The number indicates a group of messages (e.g. 100 for EO Incident Report, 200 for EO task order, 300 for EO task report, 400 for Weapon intelligence team (WIT) task order and level 1 exploitation report, 500 for level 2 exploitation report).

107 USERS

Six main entities have to communicate to perform EOD tasks:

1. The Unit facing an EO incident.

All arms units may identify or report an EO incident (e.g. EO located during their operations). Such reporting should be carried out even if the EO was marked and avoided. However, in most cases, the unit will use the report to ask for specialist EOD support to resolve the incident. In that case an Incident Commander must be designated in accordance with STANAG 2377. The unit facing an EO incident is named "reporting unit". It will report either the presence of an identified EO incident or request specialist support. Since not all soldiers are trained in the identification of EO, an EO ID guide provides an aid for describing the recognized EO and easy filling out the EOINCREP.

2. The different EOD staff elements.

The EOD Cell (EOD-C) coordinates specialized EOD support at lower staff levels. The EOD co-ordination cell (EODCC) coordinates specialized EOD support at intermediate level headquarters (brigade, division level or component level headquarters). In multinational deployments, the multinational EOD Coordinating Cell (MNEODCC) or multinational EOD Cell (MNEODC) coordinates activities and allocates tasks to national points of contact for EOD (NPOCEOD), in accordance with STANAG 2282/ATP-3.18.1.

3. The EOD tasking authority.

The EOD tasking authority commits specialist EOD support, assigning tasks by orders to EOD units. In multinational deployments, the NPOCEOD tasks national EOD teams, in accordance with STANAG 2282 / ATP-3.18.1.

4. The EOD units/teams perform the tasks.

The EOD units/teams perform the tasks and report on completion.

5. The C-IED tasking authority.

The C-IED tasking authority commits specialist C-IED support, assigning tasks by orders to WIT and exploitation units.

6. The exploitation units/teams perform exploitation tasks.

The exploitation units/teams perform the tasks and report on completion.

108 EOD MESSAGE INFORMATION FIELDS & SETS

EOD messages are designed to complement each other and combine to form a complete record of all tasks undertaken to solve a particular EO incident. These messages are also fitted for exploitation. Five messages cover the need:

- EO INCIDENT REPORT (EO INC REP).
- EO TASK ORDER (EO TASK ORD).
- EO TASK REPORT (EO TASK REP).
- WIT TASK ORDER AND LEVEL 1 EXPLOITATION REPORT (L1 EXPL REP).
- LEVEL 2 EXPLOITATION REPORT (L2 EXPL REP).

The quick look contains information gathered from the five messages above. The report can be used by EOD and WIT teams to report the first observations of an EO incident.

1. Task Serial Number.

In addition to references to former messages or orders, it is essential that all messages relating to an EO incident bear the same task serial number in order to be compiled and found easily. The task serial number is defined by an EOD or C-IED staff element when delivering the first task and remains unchanged in the following messages devoted to a particular EO incident. The structure of the task number has to be defined in a theatre standard operating procedure (SOP). Proposed structure of task serial number:

3-letter code nation or mission – task type – minute of the year –
last two No. of the year

EOD-CMD-13575-18

2. Messages structure.

The EO INCIDENT REPORT (EO INC REP) is a “ten liner”, the EO TASKING ORDER (EO TASK ORD) is a “nine liner”.

The three other messages are built using a series of sets that contain fields of information. The list and definition of all the EO messages and reports sets and fields is included in chapter 2.

All the sets and fields are not mandatory, they are filled out according to the message used and the relevance of the field for a given situation.

3. Data lists.

To standardize information required in some fields, data lists must be used. Data lists are broken up into 7 main categories: list P used for Personnel, list G for generally used, list R for EOD reporting, list A for accountement, list D for DTG, list E for environmental information and list C for CIED intelligence. Data lists for use in EOD messages are included in chapter 3.

4. Identification guide.

The use of an ID guide can facilitate the recording of EOD messages and reports. It provides accurate references which are shared throughout the theatre by all the units and HQs to designate right EO. It is strongly recommended to reference the ID guide used in the EOD messages and reports, in particular to fill out the name of the ID guide and its version. This document proposes an initial version that can be adapted to a theatre.

109 EOD MESSAGES AND INFORMATION GATHERING

Whatever the means used, the EOD messages relating to a particular task serial number are combined, they form a unique file incorporating all information on that task. The different types of EOD staff elements use accumulated sets of EOD messages to:

- Develop hazard databases.
- Add to a threat picture and overall situational awareness.
- Form an archive of EOD activity.

1. Without automated CIS.

This document is principally designed to be used with conventional methods of voice and data message transmission: radio, telephone, fax and military email. All military units should have access to one or more of these transmission methods.

2. With automated CIS.

The current formulated structured message formats, included in AEODP-06, for use in automated CIS are in need to be transferred into NATO IER Specification Process in accordance to APP-15.

110 EOD MESSAGES LIST SUMMARY

Message Number	Title	Message Identifier	Purpose of message
EO 100	Explosive Ordnance Incident Report	EO INC REP	Sent by the reporting unit via the chain of command to the EODCC/EOD-C and/or sent by a level 1 technical exploitation team to report about an EO incident.
EO 200	Explosive Ordnance Task Order	EO TASK ORD	Used to allocate and/or assign an EO task.
EO 300	Explosive Ordnance Task Report	EO TASK REP	Sent by an EOD team to the EOD tasking authority to report the detailed completion of the EOD task.
EO 400	WIT Task Order and Level 1 Exploitation Report	WIT TASK L1 EXPL REP	Used to allocate and/or assign a WIT task and sent by a technical exploitation team to report the detailed completion of the Level 1 exploitation task.
EO 500	Level 2 Exploitation Report	L2 EXPL REP	Sent by a technical and exploitation laboratory to report exploitation level 2 data. Can also be used to report exploitation level 3 data.

111 CHANGE CONTROL

Requests for changes, amendments or additions to AEODP-6 are to be passed to the Custodian via national delegates to the EOD Inter-service Working Group.

CHAPTER 2 : MESSAGES AND REPORTS

201 EO INCIDENT REPORT (EO 100 EO INC REP)

1. Purpose.

Sent by the reporting unit asking for EOD assistance via the chain of command to the EOD staff element and EOD tasking authority and/or sent by a level 1 technical exploitation team to report about an EO incident.

2. Usage.

It provides initial necessary information to enable an efficient and effective EOD force response. This message format must be widely issued to and used by all units, to enable the correct reporting and the appropriate response by EOD command and control levels.

3. Line information.

Line	Item	Sub item	Data List / Comments
Line 1		A DTG	dd,hhmm,TimeGroup,MMM,YY
Line 2		A Reporting Unit	
Line 3		A Link up Location	
Line 4		A Link up Communication Method	
Line 5	Type and description of EO	A EO Type	R06
		B EO recognition guide code	Type/Number
		C Quantity	
		D EO Color	G06
		E EO Markings	
		F Markings Color	G06
		G Estimated dimension	
		H Additional Information	
Line 6	Location of EO	A MGRS coordinate	Sub item A or B
		B UTM, WGS84 coordinate	Sub item A or B
Line 7	Tactical Situation	A Short description of current threat	
		B Short description of environment	
		C Effects on activities	R01
Line 8	Damage	A Collateral Damage	
		B Potential for Collateral Damage	
Line 9		A Protective Actions Taken	
Line 10		A Recommended Priority	G07

202 EO TASK ORDER (EO 200 EO TASK ORD)

1. Purpose.

Used to allocate and/or assign an EO task.

2. Usage.

The EODCC or EODC issues the EO TASK ORD to allocate an EO task to the EOD tasking authority. The EOD tasking authority issues the EO TASK ORD as the tasking order to assign an EOD team to perform an EO task. This order is designed to include information from the EO INC REP.

3. Line information.

Line	Item	Sub item	Data List / Comments	
Line 1	Generally Information Task	A	Task DTG	dd,hhmm,TimeGroup,MMM,YY
		B	Theatre	
		C	Incident Category	G03
		D	Incident Priority	G04
		E	Type of Incident	R05
		F	Tasking Authority	P02
		GA	Incident Running Number	
		GB	Incident Serial Number	
Line 2	Unit Tasked	A	Unit / Organisation	P01
		B	Call Sign	
Line 3	Information Reporting Unit from	A	Incident DTG	
		B	Reporting Unit	
		C	Link up Location	
		D	Link up Communication Method	
Line 4	Hazard Information	A	EO Location MGRS	E04; E05, Sub item A or B
		B	EO Location UTM, WGS84	Sub item A or B
		C	Effects on Operation	R01
		D	Protective Measures	
		E	Emplacement	C07
		F	Additional Information	

Line 5	Suspected Ordnance	A	Threat	R02
		B	EO Type	R06
		C	EO Description / Name	
		D	Quantity	
		E	EO Appearance	R03
		F	CBRN Threat	R04
		G	IED Threat Y/N	G01
		H	IED Type	R07
		I	IED Specification	
		Line 6	Environmental Factors	A
B	Wind			E02
C	Cloud			E03
D	Surrounding			
E	Free Description			
Line 7	Coordinating Information	A	Instruction	
		B	Limitation	
		C	Other	
Line 8	Annex	A	EO Pictures	G01
		B	First look Scene	G01
		C	Mapping Supplement	G01
		D	Other	G01
Line 9	Tasked by	A	Rank	P04
		B	Name	
		C	Unit / Organisation	

203 EO TASK REPORT (EO 300 EO TASK REP)

1. Purpose.

Sent by an EOD team to the EOD tasking authority to report the detailed completion of the EOD task.

2. Line information.

Line	Item	Sub item	Date List / Comments
Line 1	Generally Information Task	A Incident Serial Number	
Line 2	Person involved in task	A Rank	P04
		B Name	
		C Unit Organisation	P02
		D Position / Role	P03
Line 3	Shipment	A Departure	DTG (dd.hhmm.TimeGroup.MMM.YY)
		B Arrival	DTG (dd.hhmm.TimeGroup.MMM.YY)
		C ICP Location	MGRS E04; E05 Sub item C or D
		D ICP Location	UTM, WGS84 Sub item C or D
		E ECP Location	MGRS E04; E05 Sub item E or F
		F ECP Location	UTM, WGS84 Sub item E or F
		G FP Location	MGRS E04; E05 Sub item G or H
		H FP Location	UTM, WGS84 Sub item G or H
		I Free	
Line 4	Hazard Description EO 1	A Location	MGRS E04; E05 Sub item A or B
		B Location	UTM, WGS84 Sub item A or B
		C EO Type	R06
		D Quantity	
		E EO Description / Name	
		F Free	
Line 5	Hazard Description EO 2	A Location	MGRS E04; E05 Sub item A or B
		B Location	UTM, WGS84 Sub item A or B
		C EO Type	R06
		D Quantity	
		E EO Description / Name	
		F Free	

Line 6	Hazard Description EO 3	A	Location	MGRS E04; E05 Sub item A or B
		B	Location	UTM, WGS84 Sub item A or B
		C	EO Type	R06
		D	Quantity	
		E	EO Description / Name	
		F	Free	
Line 7	Hazard Description EO 4	A	Location	MGRS E04; E05 Sub item A or B
		B	Location	UTM, WGS84 Sub item A or B
		C	EO Type	R06
		D	Quantity	
		E	EO Description / Name	
		F	Free	
Line 8	IED Detail EO 1	A	Main Charge	
		B	Switch	
		C	Power Source	
		D	Initiator	
		E	Container	
		F	Enhancement	
		G	Anti Handling Device	
		H	More Information	
Line 9	IED Detail EO 2	A	Main Charge	
		B	Switch	
		C	Power Source	
		D	Initiator	
		E	Container	
		F	Enhancement	
		G	Anti Handling Device	
		H	More Information	

Line 10	IED Detail EO 3	A	Main Charge	
		B	Switch	
		C	Power Source	
		D	Initiator	
		E	Container	
		F	Enhancement	
		G	Anti Handling Device	
		H	More Information	
Line 11	IED Detail EO 4	A	Main Charge	
		B	Switch	
		C	Power Source	
		D	Initiator	
		E	Container	
		F	Enhancement	
		G	Anti Handling Device	
		H	More Information	
Line 12	EOD Ammunition used	A	EOD Ammunition used	
Line 13	Annex	A	Mapping Supplement	G01
		B	Incident Photographic Supplement	G01
		C	Evidence Photographic Supplement	G01
		D	Request for Information (RFI)	G01
		E	X-Ray	G01
		F	Chain of Custody Report	G01
		G	Other	G01
Line 14	Action list	A		
		B		
		C		
		D		
		E		
		F		
		G		
		H		
		I		
Line 15	Injuries / damage as a result of EOD actions	A		
Line 16	Remarks	A		
Line 17	Conclusion	A		
Line 18	Scene Sketch	A		
Line 19	Report completed by	A	Rank	P04
		B	Name	
		C	Unit Organisation	P02
		D	Position / Role	P03

204 WIT TASK ORDER AND LEVEL 1 EXPLOITATION REPORT (EO 400 WIT TASK L1 EXPL REP)

1. Purpose.

Used to allocate and/or assign a WIT task and sent by a technical exploitation team to report the detailed completion of the level 1 exploitation task.

2. Line information.

Line	Item	Sub item	Date List / Comments	
Line 1	Incident Overview	A	Type of WIT incident	C01
		B	DTG of incident	
		C	MGRS, Scene and ICP	
		D	Location	
		E	Risk assessment	C32
		F	Incident atmospherics	C02
		G	Damage (BDA)	
		H	Unit/Organization requesting support	P02
		I	Troops available on scene	
		J	Link-up/ Comms Method	
		K	Casualties	
		L	Detainees	
		M	Custody	
		N	Summary	

Line 2	Task Order	A	Incident serial number		
		B	WIT tasked		
		C	DTG of Tasking		
		D	Tasked by		
		E	Method of Transport	C06	
		F	Specifications		
		G	Personal involved in Task		
		H	DTG Departure to Incident		
		I	DTG Arrival at Incident		
		J	DTG Departure to Base		
		K	DTG Return to Base		
		L	Report completed by	P02, P04	
		Line 3	EO TASK REP Summary	A	Unit / Organisation
B	EOD Team / Leader				
C	Summary				
Line 4	Categorization Primary	A	General Design	C08, C09, C10, C11, C12	
		B	Purpose of Device	C16	
		C	EO type / Arming Switch	C23	
		D	Firing Switch	C23	
		E	Initiator	C25	
		F	Blasting Accessories	C22	
		G	CBRN Threat	C20	
		H	Main Charge	C26, C27, C28	
		I	Chemical Analysis	P06, C21	
		J	Power Source	C29	
		Container			
		K	KA	Material	C17
			KB	Type	C18
			KC	Colour	G06
			KD	Dimensions	
		Enhancements			
		L	LA	Improvised	C13
LB	Commercial / Toxic Industrial Materials		C14		
LC	Military / Weaponized		C15		

Line 5	Technical Primary	Exploitation	A	Devices, Material, Artefacts and Traces (DMAT) recovered	G01
			B	Arming Switch	G01
			C	Firing Switch	G01
			D	Initiator	G01
			E	Blasting Accessories	G01
			F	Main charge	G01
			G	Power Source	G01
			H	Container / Packaging	G01
			I	Enhancements	G01
			J	Tapes	G01
			K	Wires	G01
			L	Documents	G01
			M	Soil Samples	G01
			N	Miscellaneous	G01
Line 6	Categorization Secondary	A	General Design	C08, C09, C10, C11, C12	
		B	Purpose of Device	C16	
		C	EO type / Arming Switch	C23	
		D	Firing Switch	C23	
		E	Initiator	C25	
		F	Blasting Accessories	C22	
		G	CBRN Threat	C20	
		H	Main Charge	C26, C27, C28	
		I	Chemical Analysis	P06, C21	
		J	Power Source	C29	
		K	Container		
			KA	Material	C17
			KB	Type	C18
			KC	Colour	G06
		L	Enhancements		
			LA	Improvised	C13
			LB	Commercial / Toxic Industrial Materials	C14
			LC	Military / Weaponized	C15

Line 7	Technical Secondary	Exploitation	A	Devices, Material, Artefacts and Traces (DMAT) recovered	G01
			B	Arming Switch	G01
			C	Firing Switch	G01
			D	Initiator	G01
			E	Blasting Accessories	G01
			F	Main charge	G01
			G	Power Source	G01
			H	Container / Packaging	G01
			I	Enhancements	G01
			J	Tapes	G01
			K	Wires	G01
			L	Documents	G01
			M	Soil Samples	G01
			N	Miscellaneous	G01
Line 8	Categorization Tertiary	A	General Design	C08, C09, C10, C11, C12	
		B	Purpose of Device	C16	
		C	EO type / Arming Switch	C23	
		D	Firing Switch	C23	
		E	Initiator	C25	
		F	Blasting Accessories	C22	
		G	CBRN Threat	C20	
		H	Main Charge	C26, C27, C28	
		I	Chemical Analysis	P06, C21	
		J	Power Source	C29	
		K	Container		
			KA	Material	C17
			KB	Type	C18
			KC	Colour	G06
		L	Enhancements		
			LA	Improvised	C13
			LB	Commercial / Toxic Industrial Materials	C14
			LC	Military / Weaponized	C15

Line 9	Technical Exploitation Tertiary	A	Devices, Material, Artefacts and Traces (DMAT) recovered	G01	
		B	Arming Switch	G01	
		C	Firing Switch	G01	
		D	Initiator	G01	
		E	Blasting Accessories	G01	
		F	Main charge	G01	
		G	Power Source	G01	
		H	Container / Packaging	G01	
		I	Enhancements	G01	
		J	Tapes	G01	
		K	Wires	G01	
		L	Documents	G01	
		M	Soil Samples	G01	
		N	Miscellaneous	G01	
Line 10	Tactical Design	A	Description of blast seat		
		Device placement characteristics			
		BA	Distance to target (in Meter)		
		BB	Blast dimensions (in Meter)		
		BC	Estimated charge (in Kilogram)		
		BD	Blast Crater Material	C30	
		BE	Line of Sight (in Meter)		
		BF	Placement Relative to target		
		BG	Contact point		
		BH	Firing Point		
		BI	Concealment	C31	
		BJ	Aiming Marker		
		Site-Specific Characteristics			
		CA	Angle of attack	C33	
		CB	Obstacles	C34	
		CC	Routes	C35	
		CD	Free		
		Environmental Conditions			
		DA	Field Surrounding	C24	
		DB	Weather	E01, E02, E03	
		DC	Visibility (in Meter)		
		Atmospherics			
		EA	Civilian Presence / Absence	C02	
		EB	Interaction with Civilians		
		Assessment Enemy TTP			
		FA	Method of Employment	C12	
		FB	Method of Emplacement	C08	
FC	Method of Attachment	C09			
FD	Sensor Defeat	C13			

		FE	Conditions as found		
		FF	Similar incident in same area	G01	
		G			
		Friendly TTP			
		GA	Method of Discovery	C10	
		GB	Order of March	G01	
		GC	ECM was used	G01, C19	
		GD	5/25 checks completed before explosion / discovery	G01	
		GE	5/25 checks completed after explosion / discovery	G01	
		GF	4 Cs conducted after explosion / discovery (Confirm - Clear - Cordon - Control)	G01	
		GG	This route / location is used regularly by friendly forces	G01	
		GH	VP checks conducted before / after explosion / discovery	G01	
		GI	The area is covered by ISR assets	G01	
Line 11	SCENE DIAGRAM	A	Free		
Line 12	Team Leader Comments	A	Facts		
		B	Assessment / Conclusions		
		C	Recommendations		
		D Recommendation for Higher Technical Exploitation			
		DA	Recommended Exploitation priority	C05	
		DB	Location of Level 2 Exploitation		
		DB	Text free		
		E	Name, Rank	P04	
F	All source intelligence cell (ASIC) assessment				

Line 13	A	Quick Look Report	G01	
	B	Mapping Supplement	G01	
	C	Tactical Supplement	G01	
	D	Technical Supplement	G01	
	E	DMAT Supplement	G01	
	F	Chain of Custody Report	G01	
	G	Photographic Supplement		
		GA		G01
		GB		G01
		GC		G01
		GD		G01
		GE		G01
		GF		G01
H	other	G01		

205 L2 EXPLOITATION REPORT (EO 500 L2 EXPL REP)

1. Purpose.

Sent by a technical and exploitation laboratory to report exploitation level 2 data.
Can also be used to report exploitation level 3 data.

2. Line information.

Line	Item	Sub item	Date List / Comments
Line 1	Intend Lab Commander	A	Priority
		B	Specification
Line 2	Weapons Technical Intelligence (WTI) - Summary Report	A	Free
Line 3	Exploitation Manager	A	Free
Line 4	TRIAGE - Summary Report	A	Hazard
		B	General
Line 5	Chemical Exploitation CHEMEX - Summary Report	A	Explosive
		B	Precursor
		C	Initiator
		D	Igniter
		E	Blasting Accessories
		F	Other

Line 6	Forensic Exploitation FOREX - Summary Report	A	Latent Print	
		B	DNA	
		C	Tools	
		D	Firearms	
		E	Other	
Line 7	Electronical Exploitation ELEX	A	Switch	
		B	RC-Devices	
		C	Other	
Line 8	Cell phone Exploitation CELLEX	A	Free	
Line 9	Documental and Media Exploitation DOMEX	A	Documents	
		B	Picture	
		C	Movie	
		D	Electronic Data	
Line 10	Lab Commanders Executive Summary	A	Technical	
		B	Tactical	
		C	TTP	
		D	So What	
Line 11	Annexes	A	Intend Lab Commander	G01
		B	Weapons Technical Intelligence (WTI)	G01
		C	Exploitation Manager	G01
		D	TRIAGE	G01
		E	Chemical Exploitation CHEMEX	G01
		F	Forensic Exploitation FOREX	G01
		G	Electronical Exploitation ELEX	G01
		H	Documental and Media Exploitation DOMEX	G01
		I	Lab Commanders Executive Summary	G01
		J	Photo	G01
		K	Picture	G01
		L	Movie	G01
		M	X-Ray	G01
N	Other	G01		

CHAPTER 3 : DATA LISTS

301 DATA LIST G – GENERALLY

This data list will be used by filling out all type of messages, it's generally used.

List G01	Yes / No/ N/A Answers	Comments / Notes
01	Yes	
02	No	
03	N/A	

List G02	Classification	Comments / Notes
01	Restricted	
02	Restricted / Releasable to...	
03	Confidential	
04	Confidential / Releasable to...	
05	Secret	
06	Secret / Releasable to...	
07	Unclassified	
99	Unknown	

LIST G03	Incident categories	Comments / Notes
01	A	Grave and immediate threat to life
02	B	Threat to equipment, facilities, infrastructure or property but only an indirect threat to life
03	C	Little threat
04	D	No immediate threat

LIST G04	Incident priorities	Comments / Notes
01	1	Immediate EOD Teams are to go to the incident at the fastest possible speed. Priority Traffic Equipment (PTE) may be used in accordance with host nation / national driving regulations.
02	2	Urgent EOD Teams are to go to the incident immediately. PTE may be used at the discretion of the EOD Operator where serious delays are encountered
03	3	Routine The task is to be cleared within 24 hours of receipt of the tasking message
04	4	No threat The task is to be completed within 7 days of receipt.

LIST G05	EO shapes	Comments / Notes
01	Cylindrical	
02	Conical	
03	Rectangular	
04	Spherical	
95		Intentionally blank
98	Other	
99	Unknown	

LIST G06	Colours	Comments / Notes
01	White	
02	Black	
03	Red	
04	Blue	
05	Green	
06	Grey	
07	Purple	
08	Pink	
09	Orange	
10	Brown	
11	Yellow	
12	Copper	
13	Brass/Gold	
14	Silver	
15	Transparent	
16	Unpainted	
95		Intentionally blank
98	Other	
99	Unknown	

List G07	Recommended Priority	Comments / Notes
01	Immediate	Immediate EOD Teams are to go to the incident at the fastest possible speed. Priority Traffic Equipment (PTE) may be used in accordance with host nation / national driving regulations.
02	Urgent	Urgent EOD Teams are to go to the incident immediately. PTE may be used at the discretion of the EOD Operator where serious delays are encountered
03	Routine	Routine The task is to be cleared within 24 hours of receipt of the tasking message
04	No Threat	No threat The task is to be completed within 7 days of receipt.

List G08	EO Name	Comments / Notes
01	EO100 - EO INC REP	
02	EO200 - EO TASK ORD	
03	EO300 - EO TASK REP	
04	EO400 - WIT TASK ORDER	
05	EO500 - L2 EXPL REP	
06	Quick Look	
07	Annex	

302 DATA LIST R – EOD REPORTING

This data list will be used by filling out EOD messages, it's related to specific EOD matters.

LIST R01	Effects on operation	Comments / Notes
1	NIL	Nil
2	MIN	Minor
3	MAJ	Major
4	TOT	Totally disrupted
95		Intentionally blank
96	Not applicable	Not applicable
99	Unknown	Unknown

LIST R02	EO Threat	Comments / Notes
01	CM	Conventional Munition
02	IED	Improvised Explosive Device
03	CBRN EO	CBRN Explosive Ordnance
95		Intentionally blank
96	Not applicable	Not applicable
98	Other	Other
99	Unknown	Unknown

LIST R03	EO Appearance	Comments / Notes
01	UXO	Unexploded Explosive Ordnance
02	AXO	Abandoned Explosive Ordnance
03	ERW	Explosive Remnants of War
95		Intentionally blank
96	Not applicable	Not applicable
98	Other	Other
99	Unknown	Unknown

LIST R04	CBRN Threat	Comments / Notes
01	Chemical	
02	Biological	
03	Radiological	
04	Nuclear	
95		Intentionally blank
97	None	
98	Other	Other
99	Unknown	Unknown

List R05	Type of Incident	Comments / Notes
01	APS	Amnesty Program Support
02	ASSI	Ammo & Storage Site Inspection
03	CBRN EOD	CBRN EO Disposal
04	CMD	Conventional Munition Disposal
05	ConOp	Convoy Operation
06	EOC	EO Clearance
07	EOD	EO Disposal
08	EOR	EO Reconnaissance
09	HMA	Humanitarian Mine Action
10	IEDD	Improvised Explosive Device Disposal
11	MSS	Military Search Support
12	RCS	Route Clearance Support
13	UW EOD	Underwater EOD
14	WIT	Weapons Intelligence Team
15	PCI	Protection of Camps / Infrastructure
95		Intentionally blank
98	Other	Other
99	Unknown	Unknown

LIST R06	EO Type	Comments / Notes
01	Aircraft and Weapon Systems	
02	Anti-Submarine Weapons	
03	Bombs	
04	Biological and Chemical Munitions	
05	CBRN IED (with or without explosive components)	
06	Containers, Dispensers and Launchers	
07	Counter Measures	
08	Demolition Equipment	
09	Explosives	
10	Firing Devices	
11	Firing System Components	
12	Fuses	
13	Hand Grenades	
14	IED	
15	Land Mines	
16	Limpets	
17	Missiles	
18	Mortars	
19	Naval Mines	
20	Projectiles	
21	Propulsion Systems	
22	Pyrotechnics	

23	Rifle Grenades	
24	Rockets	
25	Submunitions	
26	Torpedoes	
27	Various: See annex	
95		Intentionally blank
98	Other Explosive Ordnance	
99	Unknown	

LIST R07	IED Type	Comments / Notes
01	POST	Postal
02	VBIED	Vehicle Borne IED
03	LVBIED	Large Vehicle Borne IED
03	UNDER	Underbelly
04	ABIED	Air borne IED WBIED
05	WBIED	Water Borne IED
06	ANIBIED	Animal Born IED
07	CWIED	Command Wire IED
08	RCIED	Radio Controlled IED
09	PBIED	Person Borne IED
10	PROJ	Projected IED
11	COMP	IED components
95		Intentionally blank
98	Other IED	Other
99	Unknown	Unknown

LIST R08	Purpose of Device	Comments / Notes
01	Anti-Aircraft	
02	Anti-Armor	
03	Anti-EOD	
04	Anti-First Responder	
05	Anti-Infrastructure	
06	Anti-Maritime	
07	Anti-Personnel	Other
08	Anti-Vehicle	Unknown
09	Obstacle Creation	
10	TTP Identification	
95		Intentionally blank
98	Other	Other
99	Unknown	Unknown

LIST R09	Destruction in Situ Procedure (DSP)	Comments / Notes
01	HOT	High Order Technic
02	LOT	Low Order Technic
95		Intentionally blank
98	Other	Other

LIST R10	Render Safe Procedure (RSP)	Comments / Notes
01	FZR	Fuse removal
02	FZN	Fuse neutralisation
03	DIS	Disruption
04	INE	Inerting
95		Intentionally blank
98	Other	

303 DATA LIST A – ACCOUTREMENT

This data list will be used by filling out details about accoutrement.

LIST A01	Equipment	Comments / Notes
01	First Defender	
02	True Defender	
03	Calorimeter	
04	Drop Ex Plus	
05	Identa Alert Explosive Identifier	
06	Label	
95		Intentionally blank
97	None	
98	Other	Other
99	Unknown	Unknown

List A02	ECM used	Comments / Notes
01	MAN PACK	
02	VEHICLE	
95		Intentionally blank
98	Other	Other
99	Unknown	

LIST A03	Confidence in Percent	Comments / Notes
01	5	
02	10	
03	15	
04	20	
05	25	
06	30	
07	35	
08	40	
09	45	
10	50	
11	55	
12	60	
13	65	
14	70	

15	75	
16	80	
17	85	
18	90	
19	95	
20	100	
97	None	

304 DATA LIST D – DATE TIME

This data lists are to be used when filling out information about Date and Time.

List D01	Date	Comments / Note
01		Date
02		Year
03		Last 2 Characters of Year
04		Month
05		Day
06		DTG

List D02	Time Zone	Comments / Note
01	A	CET = UTC (Z) +1
02	B	CEST = UTC (Z) +2
03	C	UTC +3
04	D	UTC +4
05	E	UTC +5
06	F	UTC +6
07	G	UTC +7
08	H	UTC +8
09	I	UTC +9
10	K	UTC +10
11	L	UTC +11
12	M	UTC +12
13	N	UTC -1
14	O	UTC -2
15	P	UTC -3
16	Q	UTC -4
17	R	UTC -5
18	S	UTC -6
19	T	UTC -7

20	U	UTC -8
21	V	UTC -9
22	W	UTC -10
23	X	UTC -11
24	Y	UTC -12
25	Z	UTC = GMT (Zulu)

List D03	Month	Comments / Note
01	JAN	January
02	FEB	February
03	MAR	March
04	APR	April
05	MAY	May
06	JUN	June
07	JUL	July
08	AUG	August
09	SEP	September
10	OCT	October
11	NOV	November
12	DEC	December

305 DATA LIST E – ENVIRONMENT

This data list will be used by filling out all type of messages with environmental information.

LIST E01	Weather Conditions	Comments / Notes
01	Avalanche	
02	Blizzard	
03	Cloudy	
04	Cold	
05	Drought	
06	Dry	
07	Foggy	
08	Hail	
09	Hot	
10	Humid	
11	Hurricanes	
12	Mist	
13	Rainy	
14	Sand-Storms	
15	Sleet	
16	Snow	
17	Snow-Storms	
18	Stormy	
19	Sunny	
20	Thunder snow	
21	Tornados	
22	Typhoons	
23	Wet	
24	Wildfire	
25	Windy	
95		Intentionally blank
98	Other	Other

99	Unknown	Unknown
----	---------	---------

LIST E02	Wind	Comments / Notes
01	Calm	Beaufort 0 (0 knots) (0-0,2 m/s) (0 km/h)
02	Light Air	Beaufort 1 (1-3 knots) (0,3-1,5 m/s) (1-5 km/h)
03	Light Breeze	Beaufort 2 (4-6 knots) (1,6-3,3 m/s) (6-11 km/h)
04	Gentle Breeze	Beaufort 3 (7-10 knots) (3,4 - 5,4 m/s) (12 - 19 km/h)
05	Moderate Breeze	Beaufort 4 (11-15 knots) (5,5-7,9 m/s) (20-28km/h)
06	Fresh Breeze	Beaufort 5 (16-21 knots) (8-10,7 m/s) (29-38 km/h)
07	Strong Breeze	Beaufort 6 (22-27 knots) (10,8-13,8 m/s) (39-49 km/h)
08	Near Gale	Beaufort 7 (27-33 knots) (13,9-17,1 m/s) (50-61 km/h)
09	Gale	Beaufort 8 (34-40 knots) (17,2-20,7 m/s) (62-74 km/h)
10	Sewerage Gale	Beaufort 9 (41-47 knots) (20,8-24,4 m/s) (75-88 km/h)
11	Storm	Beaufort 10 (48-55 knots) (24,5-28,4 m/s) (89-102 km/h)
12	Violent Storm	Beaufort 11 (56-63 knots) (28,5-32,6 m/s) (103-117 km/h)
13	Hurricane	Beaufort 12 (> 64 knots) (> 32,7 m/s) (> 118 km/h)
95		Intentionally blank
99	Unknown	Unknown

LIST E03	Cloud	Comments / Notes
01	1/8	
02	2/8	
03	3/8	
04	4/8	
05	5/8	
06	6/8	
07	7/8	
08	8/8	
95		Intentionally blank
97	None	
99	Unknown	

List E04	MGRS I	Comments / Notes
01	A	
02	B	
03	C	
04	D	
05	E	
06	F	
07	G	
08	H	
09	I	
10	J	
11	K	
12	L	
13	M	
14	N	
15	O	
16	P	
17	Q	
18	R	
19	S	
20	T	
21	U	
22	V	
23	W	
24	X	
25	Y	
26	Z	

List E05	MGRS II	Comments / Notes
01	01	
02	02	
03	03	
04	04	
05	05	
06	06	
07	07	
08	08	
09	09	
10	10	
11	11	
12	12	
13	13	
14	14	
15	15	
16	16	
17	17	
18	18	
19	19	
20	20	
21	21	
22	22	
23	23	
24	24	
25	25	

26	26	
27	27	
28	28	
29	29	
30	30	
31	31	
32	32	
33	33	
34	34	
35	35	
36	36	
37	37	
38	38	
39	39	
40	40	
41	41	
42	42	
43	43	
44	44	
45	45	
46	46	
47	47	
48	48	
49	49	
50	50	
51	51	
52	52	
53	53	
54	54	
55	55	
56	56	
57	57	
58	58	
59	59	
60	60	

List E06	Cardinal direction	Comments / Notes
01	N	North
02	E	East
03	S	South
04	W	West
05	NE	North-East
06	SE	South-East
07	NW	North-West
08	SW	South-West
95		Intentionally blank
99	Unknown	

306 DATA LIST C – CIED

Used for Forms with CIED Content.

List C01	Type of WIT-Incident	Comments / Notes
01	Cache	
02	Complex Attack	
03	ERW	
04	Explosion	
05	False	
06	Find	
07	Hoax	
08	IDF	
09	IED	
10	TIC	
11	Turn In	
12	UXO	
98	Other	
99	Unknown	

List C02	Incident Atmospherics	Comments / Notes
01	Civilian Presence	
02	Civilian Absence	
03	Interaction with Civilians	
95		Intentionally blank
96	Not applicable	
97	None	
98	Other	
99	Unknown	

LIST C03	Source	
01	Military	
02	Commercial	
95		Intentionally blank
97	None	
98	Other	
99	Unknown	

List C04	Not Used	
95		Intentionally blank
96	Not applicable	
97	None	
98	Other	
99	Unknown	

List C05	Exploitation Priority	Comments / Notes
01	GREEN	
02	AMBER	
03	RED	
97	None	
98	Other	
99	Unknown	

List C06	Method of Transport	Comments / Notes
01	Bike	
02	Boat / Ship / Vessel	
03	by foot	
04	Car (Protected)	
05	Car (Unprotected)	
06	Helicopter	
07	Military Vehicle	
08	Motorbike	
09	Plane	
10	Train	
95		Intentionally blank
96	Not applicable	
97	None	
98	Other	
99	Unknown	

List C07	Method of Emplacement	Comments / Notes
01	Booby Trapped Building	
02	Buried	
03	Surface	
04	Subsurface	
05	Underbelly	
06	Elevated	
07	Underwater	
08	Lateral	
95		Intentionally blank
96	Not applicable	
97	None	
98	Other	
99	Unknown	

List C08	Method of Attachment	Comments / Notes
01	Magnetic	
02	Mechanical	
03	Tied	
04	Adhesive	
95		Intentionally blank
96	Not applicable	
97	None	
98	Other	
99	Unknown	

List C09	Domaine	Comments / Notes
01	Air	
02	Maritime	
03	Land	
96	Not applicable	

List C10	Method of Discovery	Comments / Notes
01	Visual_Observation	
02	Working_Animal	
03	Search_and_Detect_Sensors	
04	Human_Tip	
05	Explosion	
95		
96	Not applicable	
98	Other	
99	Unknown	

List C10.1	Visual Observation	Comments / Notes
01	Optics	
02	Human Eye	
95		
96	Not applicable	
98	Other	
99	Unknown	

List C10.2	Working Animal	Comments / Notes
01	Dog	
02	Marine Mammal	
98	Other	
95		
96	Not applicable	
98	Other	
99	Unknown	

List C10.3	Search and Detect Sensors	Comments / Notes
01	Aerial Sensors	
02	Hand-held Detectors	
03	Maritime Sensors	
04	Vehicle Mounted	
95		
96	Not applicable	
98	Other	
99	Unknown	

List C10.4	Human Tip	Comments / Notes
01	Local National	
02	NGO Personnel	
03	E-Mail	
04	Phone Call	
05	Social Media	
95		
96	Not applicable	
98	Other	
99	Unknown	

List C11	Method of Employment	Comments / Notes
01	Animal Borne	
02	Emplaced	
03	Person Borne	
04	Projected	
05	Vehicle Borne	
95		Intentionally blank
96	Not applicable	
98	Other	
99	Unknown	

List C11.1	Emplaced	Comments / Notes
01	Surface	
02	Subsurface	
03	Elevated	
97	None	
98	Other	
99	Unknown	

List C11.2	Projected	Comments / Notes
01	Dropped	
02	Drifting	
03	Thrown	
95		Intentionally blank
96	Not applicable	
98	Other	
99	Unknown	

List C11.3	Vehicle Borne	Comments / Notes
01	Aircraft	
02	Bike	
03	Car	
04	Motorcycle	
05	Truck	
06	UAV / UUV / UGV	
07	Vessel	
95		Intentionally blank
96	Not applicable	
98	Other	
99	Unknown	

List C11.3.1	VBIED Controlling	Comments / Notes
01	Manned	
02	Unmanned	
03	Remotely Piloted Vehicle	
95		Intentionally blank
96	Not applicable	
98	Other	
99	Unknown	

List C12	Sensor Defeat	Comments / Notes
01	Surgically Implanted	
02	Anti X-Ray	
03	Masking Agents	
04	Irregular Shapes	
05	Low Metall Content	
06	Non Metall Content	
07	Non Magnetic Cases	
95		Intentionally blank
96	Not applicable	
97	None	
98	Other	
99	Unknown	

List C13	Improvised	Comments / Notes
01	Fuel	
02	Fragmentation	
03	Toxin	
04	Chemical	
95		Intentionally blank
96	Not applicable	
97	None	
98	Other	
99	Unknown	

List C13.1	Fuel	Comments / Notes
01	Propane	
02	Gasoline	
03	Powered Metals	
04	Thickened Fuel Mixture	
95		Intentionally blank
96	Not applicable	
97	None	
98	Other	
99	Unknown	

LIST C13.2	Fragmentation	Comments / Notes
01	Ball Bearings	
02	Nails	
03	Pebbles	
04	Scrap Metal	
05	Stones	
95		Intentionally blank
96	Not applicable	
97	None	
98	Other	
99	Unknown	

List C13.3	Toxin	Comments / Notes
01	Animal	
02	Plant	
03	Human	
04	Synthetic	
95		Intentionally blank
96	Not applicable	
97	None	
98	Other	
99	Unknown	

List C14	Commercial / Toxin	Comments / Notes
01	Toxin-Industrial-Chemical	
02	Toxin-Industrial-Biological	
03	Toxin-Industrial-Radiological	
95		Intentionally blank
96	Not applicable	
98	Other	
99	Unknown	

List C14.1	Toxin_Industrial_Chemica	Comments / Notes
01	Chlorin	
02	Mercury	
98	Other	
95		Intentionally blank
96	Not applicable	
98	Other	
99	Unknown	

List C14.2	Toxin_Industrial_Biological	Comments / Notes
01	Biomedical Waste	
98	Other	
95		Intentionally blank
96	Not applicable	
98	Other	
99	Unknown	

List C14.3	Toxin_Industrial_Radiological	Comments / Notes
01	Cesium 137	
02	Cobalt 60	
03	Californium 252	
04	Strontium 90	
95		Intentionally blank
96	Not applicable	
98	Other	
99	Unknown	

List C15	Military / Weaponized	Comments / Notes
01	Chemical-Agents	
02	Biological-Agents	
95		Intentionally blank
96	Not applicable	
97	None	
98	Other	
99	Unknown	

List C15.1	Chemical_Agents	Comments / Notes
01	Mustard Gas	
02	Sarin	
95		Intentionally blank
96	Not applicable	
97	None	
98	Other	
99	Unknown	

List C15.2	Biological Agents	Comments / Notes
01	Anthrax Spores	
02	Smallpox	
95		Intentionally blank
96	Not applicable	
97	None	
98	Other	
99	Unknown	

List C16	Purpose of Device	Comments / Notes
01	Anti-Armor	
02	Anti-Infrastructure	
03	Anti-Personnel	
04	Anti-Vehicle	
05	Obstacle-Creation	
06	TTP-Identification	
95		Intentionally blank
96	Not applicable	
97	None	
98	Other	
99	Unknown	

List C16.2	Anti_Infrastructure	Comments / Notes
01	LOCs	
02	Structure	
03	Utilities	
95		Intentionally blank
96	Not applicable	
97	None	
98	Other	
99	Unknown	

List C16.3	Anti_Personnel	Comments / Notes
01	Anti-EOD	
02	Anti-First-Responder	
03	Civilian	
04	Government Officials	
05	Military	
95		Intentionally blank
96	Not applicable	
97	None	
98	Other	
99	Unknown	

List C16.3.1	Anti_First_Responder	Comments / Notes
01	Police	
02	Fire	
03	EMS	
98	Other	
95		Intentionally blank
96	Not applicable	
97	None	
98	Other	
99	Unknown	

List C16.4	Anti_Vehicle	Comments / Notes
01	Aircraft	
02	Motorcycle	
03	Truck	
04	Vessel	
95		Intentionally blank
96	Not applicable	
97	None	
98	Other	
99	Unknown	

List C16.5	Obstacle_Creation	Comments / Notes
01	Route Denial	
95		Intentionally blank
96	Not applicable	
97	None	
98	Other	
99	Unknown	

List C16.6	TTP_Identification	Comments / Notes
01	Bomb Threat	
02	Suspicious Package	
03	Unattended Package	
95		Intentionally blank
96	Not applicable	
97	None	
98	Other	
99	Unknown	

LIST C17	Material	Comments / Notes
02	Cardboard	
03	Metal	
04	Nylon	
05	Organic	
06	Plastic	
07	Rubber	

95		Intentionally blank
96	Not applicable	
98	Other	
99	Unknown	

LIST C18	Type	Comments / Notes
01	Pipe	
02	Inner Tube	
03	Vehicle	
04	Tire	
05	Jar / Jug	
06	Box	
07	Human Remains	
08	Living Animal	
09	Animal Carcass	
10	Living Human	
11	Empty Ordnance Casing	
95		Intentionally blank
96	Not applicable	
98	Other	
99	Unknown	

List C19	ECM used	Comments / Notes
01	Man Pack	
02	Vehicle	
95		Intentionally blank
96	Not applicable	
98	Other	
99	Unknown	

LIST C20	CBRN Threat	Comments / Notes
01	Chemical	
02	Biological	
03	Radiological	
04	Nuclear	
95		Intentionally blank
96	Not applicable	
98	Other	
99	Unknown	

LIST C21	Confidence in Percent	
01	5	
02	10	
03	15	
04	20	
05	25	
06	30	
07	35	
08	40	
09	45	
10	50	
11	55	
12	60	
13	65	
14	70	

15	75	
16	80	
17	85	
18	90	
19	95	
20	100	
95		Intentionally blank
96	Not applicable	
99	Unknown	

LIST C22	Blasting Accessories	Comments / Notes
01	Det Cord	
02	Fuse	
03	Wire	
95		Intentionally blank
96	Not applicable	
97	None	
98	Other	
99	Unknown	

List C23	Switch System	Comments / Notes
01	Victim-Operated	
02	Command	
03	Time	
95		Intentionally blank
98	Other	
99	Unknown	

List C23.1	Victim_Operated	Comments / Notes
01	Pressure	
02	Pressure-Release	
03	Pressure-Pressure-Release	
04	Sensor	
05	Tension	
06	Tension Release	
07	Collapsing Circuit	
08	Membrane Switch	
95		Intentionally blank
98	Other	
99	Unknown	

List C23.1.1	Pressure	Comments / Notes
01	Crush Wire	
02	Plate	
03	Plunger	
04	Tube	
95		Intentionally blank
98	Other	
99	Unknown	

List C23.1.2	Pressure_Release	Comments / Notes
01	Mikroswitch	
02	Mouse Trap	
95		Intentionally blank
98	Other	
99	Unknown	

List C23.1.3	Pressure_Pressure_Release	Comments / Notes
01	Cantilever	
95		Intentionally blank
98	Other	
99	Unknown	

List C23.1.4	Sensor	Comments / Notes
01	Acoustic	
02	Active Infrared	
03	Barometric	
04	Hydrostatic	
05	Light	
06	Magnetic Influence	
07	Movement / Anti-Disturbance	
08	Passive Infrared	
09	Radar	
10	Radio Frequency Detector	
11	Underwater Electric Potential	
12	X-Ray	
95		Intentionally blank
98	Other	
99	Unknown	

List C23.2	Command	Comments / Notes
01	Command-Acoustic	
02	Command-Light	
03	Command-Projectile	
04	Command-Wire	
05	Pull	
06	Radio-Controlled	
07	Radio-Controlled-with-DTMF	
95		Intentionally blank
98	Other	
99	Unknown	

List C23.2.1	Command_Acoustic	Comments / Notes
01	Acoustic Mooring System	
02	Mk 58 Mod 1	
03	Modified Acoustic Transducer	
04	Modified Hydrophone	
05	Modified Tone Activated Board	
95		Intentionally blank
98	Other	
99	Unknown	

List C23.2.2	Command_Light	Comments / Notes
01	Infrared	
02	Laser	
03	Photo Flash	
95		Intentionally blank
98	Other	
99	Unknown	

List C23.2.3	Command_Projectile	Comments / Notes
01	Falling Plates	
02	Parallel Plates	
95		Intentionally blank
98	Other	
99	Unknown	

List C23.2.4	Command_Wire	Comments / Notes
01	Push Bottom	
02	Push Bottom + Dead Man Switch	
03	Relay Board + Rocker Switch	
04	Slide Switch	
05	Toggle Switch	
95		Intentionally blank
98	Other	
99	Unknown	

List C23.2.5	Radio-Controlled	Comments / Notes
01	Consumer Electronics	
02	Cordless Phone	
03	Custom RC	
04	Hand Held Radio	
05	Mobile Phone	
06	Non Hand Held Radio	
07	Telemetry	
95		Intentionally blank
98	Other	
99	Unknown	

List C23.3	Time	Comments / Notes
01	Time-Chemical	
02	Time-Electronic	
03	Time-Mechanical	

95		Intentionally blank
98	Other	
99	Unknown	

List C23.3.1	Time-Mechanical	Comments / Notes
01	Clock Mechanism	
02	Displacement	
03	Material Fatigue	
98	Other	
99	Unknown	

List C23.3.2	Time-Chemical	Comments / Notes
01	Chemical Reaction	
02	Pyrotechnic Delay	
95		Intentionally blank
98	Other	
99	Unknown	

List C23.3.3	Time-Electronic	Comments / Notes
01	Clock	
02	Timer	
03	Watch	
95		Intentionally blank
98	Other	
99	Unknown	

List C24	Field Surrounding	Comments / Notes
01	Oceanographic	
02	Electromagnetic	
03	Terrestrial	
95		Intentionally blank
97	None	
98	Other	
99	Unknown	

List C24.1	Oceanographic	Comments / Notes
01	Salinity	
02	Surf	
03	Sea Bed Characteristics	
04	Water Column	
05	Acoustic	
06	Magnetic	
95		Intentionally blank
97	None	
98	Other	
99	Unknown	

List C24.2	Electromagnetic	Comments / Notes
01	Solar Event	
02	Electromagnetic Environment	
95		Intentionally blank
97	None	
98	Other	
99	Unknown	

List C24.3	Terrestrial	Comments / Notes
01	Soil	
02	Jungle	
03	Desert	
04	Tundra	
05	Woodland	
06	City	
97	None	
98	Other	
99	Unknown	

List C25	Initiator	Comments / Notes
01	Electric	
02	Non-Electric	
95		Intentionally blank
98	Other	
99	Unknown	

List C25.1	Electric	Comments / Notes
01	Commercial-Electric	
02	Military-Electric	
03	Improvised-Electric	
95		Intentionally blank
98	Other	
99	Unknown	

ListC25.1.1	Commercial-Electric	Comments / Notes
01	Delay	
02	Electric Initiator	
03	Electronic Detonator	
04	Electronic Lighter	
05	Exploding Bridge Wire	
06	Exploding Foil Bridge	
07	Hot Bridge Wire Detonator	
08	Semi-Conducting Bridge	
09	Squib	
10	Standard Electric Detonator	
95		Intentionally blank
98	Other	
99	Unknown	

List C25.1.2	Military-Electric	Comments / Notes
01	Blasting Cap	
02	Detonator	
03	Ignitor Safety Fuse	
95		Intentionally blank
98	Other	
99	Unknown	

List C25.1.3	Improvised-Electric	Comments / Notes
01	Flash Bulb + Mercury Fulminate	
02	Light Bulb + PETN	
95		Intentionally blank
98	Other	
99	Unknown	

List C25.2	Non-Electric	Comments / Notes
01	Commercial	
02	Military	
03	Improvised	
04	Projectile	
95		Intentionally blank
98	Other	
99	Unknown	

List C25.2.1	Commercial	Comments / Notes
01	Hobby Fuse	
02	Plain Detonator	
03	Pyrotechnic Ignitor	
04	Safety Fuse	
05	Safety Fuse	
06	Shock Tube	
95		Intentionally blank
98	Other	
99	Unknown	

List C25.2.2	Military	Comments / Notes
01	Fuse Cap/Blasting Cap	
02	Match Fuse	
03	Time Fuse	
95		Intentionally blank
98	Other	
99	Unknown	

List C25.2.3	Improvised	Comments / Notes
01	Percussion	
02	Heat	
95		Intentionally blank
98	Other	
99	Unknown	

List C25.2.4	Projectile	Comments / Notes
01	Shock Sensitive Explosives	
95		Intentionally blank
98	Other	
99	Unknown	

List C26	High-Explosive	Comments / Notes
01	Commercial-Explosives-HE	
02	Military-Explosives-HE	
03	Improvised-Explosives-HME	
95		Intentionally blank
98	Other	
99	Unknown	

List C26.1	Commercial_Explosives_HE	Comments / Notes
01	Binary Explosive	
02	Blasting Agent	
03	Cast Explosive	
04	Det Cord	
05	Dynamite	
06	Liquid Explosive	
07	Plastic Explosive	
08	Shaped Charge	
95		Intentionally blank
98	Other	
99	Unknown	

List C26.2	Military_Explosives_HE	Comments / Notes
01	Munitions	
02	Demolition-Materials	
95		Intentionally blank
98	Other	
99	Unknown	

List C26.2.1	Munitions	Comments / Notes
01	Air Drop Bomb	
02	Grenades	
03	Land Mines	
04	Missiles	
05	Mortar	
06	Projectiles	
07	Rockets	
08	Sea Mines	
09	Sub_Munitions	
95		Intentionally blank
98	Other	
99	Unknown	

List C26.2.2	Demolition_Materials	Comments / Notes
01	Booster	
02	Bulk Explosives	
03	EFP	
04	Platter Charge	
05	Shaped Charge	
95		Intentionally blank
98	Other	
99	Unknown	

List C26.3	Improvised_Explosives_HME	Comments / Notes
01	Explosive-Compounds	
02	Explosive-Mixtures	
95		Intentionally blank
98	Other	
99	Unknown	

List C26.3.1	Explosive-Compounds	Comments / Notes
01	TATP	
02	Urea Nitrate	
03		
95		Intentionally blank
98	Other	
99	Unknown	

List C26.3.2	Explosive-Mixtures	Comments / Notes
01	ANFO	
02	ANAL	
03	Potassium Chlorate + AL	
04	Potassium Chlorate + Sugar	
05	Potassium Chlorate + Sulphure	
95		Intentionally blank
98	Other	
99	Unknown	

List C27	Low-Explosive	Comments / Notes
01	Commercial-Explosives	
02	Military-Explosives	
03	HME-LE	
95		Intentionally blank
98	Other	
99	Unknown	

List C27.1	Commercial-Explosives	Comments / Notes
01	Propellants	
02	Pyrotechnic Fireworks	
03	Small Arm Ammunition	
95		Intentionally blank
98	Other	
99	Unknown	

List C27.2	Military-Explosives	Comments / Notes
01	Propellants	
02	Incendiary	
95		Intentionally blank
98	Other	
99	Unknown	

List C27.2.1	Propellants	Comments / Notes
01	Black Powder	
02	Cordite	
03	Liquid	
04	Smokeless	
05	Triple Base	
95		Intentionally blank
98	Other	
99	Unknown	

List C27.2.2	Incendiary	Comments / Notes
01	Illuminate	
02	Napalm	
03	Smoke	
04	Thermite	
04	White Phosphorus	
95		Intentionally blank
98	Other	
99	Unknown	

List C27.3	HME-LE	Comments / Notes
01	Explosive-Mixtures-LE	
95		Intentionally blank
98	Other	
99	Unknown	

List C27.3.1	Explosive-Mixtures-LE	Comments / Notes
01	Burning Fuses	
02	Incendiary	
03	Propellants	
04	Smoke	
95		Intentionally blank
98	Other	
99	Unknown	

List C28	Charge-Configuration	Comments / Notes
01	Directionnal-Effect	
02	Omni-Directionnal	
95		Intentionally blank
98	Other	
99	Unknown	

List C28.1	Directionnal-Effect	Comments / Notes
01	Directional-Fragmentation	
02	Platter	
03	EFP	
04	Shape	
95		Intentionally blank
98	Other	
99	Unknown	

List C28.1.1	Directional-Fragmentation	Comments / Notes
01	DFFC	
02	DFC	
03	TV Mine	
95		Intentionally blank
98	Other	
99	Unknown	

List C28.1.2	Platter	Comments / Notes
01	Steel Plate	
02	Manhole Cover	
95		Intentionally blank
98	Other	
99	Unknown	

List C28.1.3	EFP	Comments / Notes
01	Aluminium	
02	Brass	
03	Copper	
04	Steel	

95		Intentionally blank
98	Other	
99	Unknown	

List C28.1.4	Shape	Comments / Notes
01	Glass	
02	Metal	
03	No Liner	
95		Intentionally blank
98	Other	
99	Unknown	

List C28.2	Omni-Directional	Comments / Notes
01	Improvised-Grenade	
02	Improvised-Mine	
03	Improvised-Mortar	
04	Improvised-Rocket	
95		Intentionally blank
98	Other	
99	Unknown	

List C28.2.1	Improvised-Grenade	Comments / Notes
01	Coffee Jar	
02	Glass Jar	
95		Intentionally blank
98	Other	
99	Unknown	

List C28.2.2	Improvised-Mine	Comments / Notes
01	AFPAK	
02	Leg Breaker	
03	Floating Barrel Mine	
04	Floating Contact Mine	
95		Intentionally blank
98	Other	
99	Unknown	

List C28.2.3	Improvised-Mortar	Comments / Notes
01	Barrack Buster	
95		Intentionally blank
98	Other	
99	Unknown	

List C28.2.4	Improvised-Rocket	Comments / Notes
01	Qassam	
02	IRAM	
95		Intentionally blank
98	Other	
99	Unknown	

List C29	Power Source	Comments / Notes
01	Electrical-Energy	
02	Mechanical-Energy	
95		Intentionally blank
98	Other	
99	Unknown	

List C29.1	Electrical-Energy	Comments / Notes
01	Direct-Current	
02	Alternating-Current Power Converter	
95		Intentionally blank
98	Other	
99	Unknown	

List C29.1.1	Direct-Current	Comments / Notes
01	In-Parallel	
02	In-Series	
95		Intentionally blank
98	Other	
99	Unknown	

List C29.2	Mechanical-Energy	Comments / Notes
01	Coil Spring	
02	Leaf Spring	
98	Other	
99	Unknown	
95		Intentionally blank
98	Other	
99	Unknown	

LIST C30	Blast Crater Material	Comments / Notes
01	Soil	
02	Sand	
03	Concrete	
04	Gravel	
05	Asphalt	
95		Intentionally blank
98	Other	
99	Unknown	

LIST C31	Concealment	Comments / Notes
01	Distracting Agents	
02	Structure	
03	Camouflage	
95		Intentionally blank
98	Other	
99	Unknown	

LIST C32	Risk assessment	Comments / Notes
01	Permissive	
02	Semi-Permissive	
03	Non-Permissive	




























































































95		Intentionally blank
96	Not applicable	
97	None	
98	Other	
99	Unknown	

LIST C33	Angle of Attack	Comments / Notes
01	Underbelly	
02	Side Attack	
03	Top Attack	
95		Intentionally blank
96	Not applicable	
97	None	
98	Other	
99	Unknown	

LIST C34	Obstacles	Comments / Notes
01	Canal	
02	Fence	
95		Intentionally blank
96	Not applicable	
97	None	
98	Other	
99	Unknown	

LIST C35	Routes	Comments / Notes
01	Egress	
02	Ingress	
95		Intentionally blank
96	Not applicable	
97	None	
98	Other	
99	Unknown	

CHAPTER 4 : ID GUIDE

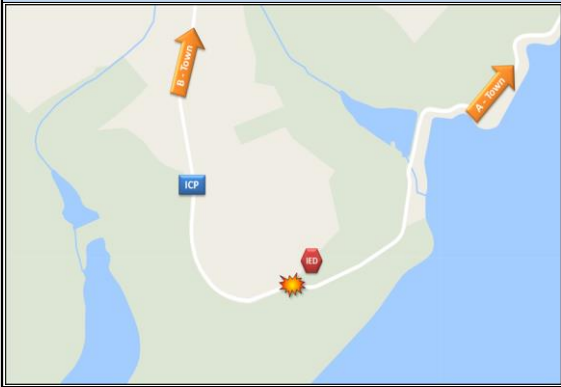
Top	Example for EO (Halls scale)								Initial width distance		
A Ball projectile	1 	2 	3 	4 	5 	6 	7 		50 m		
B Cylinder like projectile	1 	2 	3 	4 	5 	6 	7 		50 m		
C Ball Projectile Max	1 	2 	3 	4 	5 	6 	7 		50 m		
D Ball Projectile Max	1 	2 	3 	4 	5 	6 	7 	8 	9 	50 m	
E Ball Projectile	1 	2 	3 	4 	5 	6 			50 m		
F Missile	1 	2 	3 	4 	5 	6 	7 	8 	100 m		
G Ball Projectile Max	1 	2 	3 	4 	5 	6 	7 		100 m		
H Missile	1 	2 	3 	4 	5 	6 	7 	8 	9 	10 	100 m
I Missile Projectile	1 	2 	3 	4 	5 	6 	7 	8 	100 m		
J Missile	1 	2 	3 	4 					200 m		
K Ball Projectile Max	1 	2 	3 						200 m		
L Missile	1 	2 	3 	4 	5 				100 m		
M Missile	1 	2 	3 	4 	5 	6 			200 m		
N Missile	1 	2 	3 						400 m		

INTENTIONALLY BLANK

CHAPTER 5 : QUICK LOOK REPORT

501 PURPOSE

The quick look contains information gathered from the five messages above. The report can be used by EOD and WIT teams to report the first observations of an EO incident.

Classification																																																																																																																																																							
Level 1 - Quick Look Report																																																																																																																																																							
<div style="border: 1px solid black; padding: 5px;"> <p style="text-align: center; margin: 0;">Scene Diagram</p>  </div>	<table style="width: 100%; border-collapse: collapse;"> <tr> <td style="border: 1px solid black; padding: 2px;">CF KIA</td> <td style="border: 1px solid black; padding: 2px; text-align: center;">5</td> <td style="border: 1px solid black; padding: 2px;">CF WIA</td> <td style="border: 1px solid black; padding: 2px; text-align: center;">0</td> <td style="border: 1px solid black; padding: 2px;">CF MIA</td> <td style="border: 1px solid black; padding: 2px; text-align: center;">0</td> </tr> <tr> <td colspan="2" style="border: 1px solid black; padding: 2px;">Incident: XFOR - 031103ZMAR18 - EOD</td> <td colspan="4"></td> </tr> <tr> <td style="border: 1px solid black; padding: 2px;">GEO LOCATION:</td> <td colspan="5" style="border: 1px solid black; padding: 2px;">A-Town, SIEGBURG, NRW</td> </tr> <tr> <td style="border: 1px solid black; padding: 2px;">GRID TO INCIDENT:</td> <td colspan="5" style="border: 1px solid black; padding: 2px;">Specification missing</td> </tr> <tr> <td style="border: 1px solid black; padding: 2px;">REQUESTING UNIT:</td> <td colspan="5" style="border: 1px solid black; padding: 2px;">Task Force Bravo</td> </tr> <tr> <td style="border: 1px solid black; padding: 2px;">TASK ORG:</td> <td colspan="5" style="border: 1px solid black; padding: 2px;">Specification missing</td> </tr> <tr> <td style="border: 1px solid black; padding: 2px;">TASK UNIT:</td> <td colspan="5" style="border: 1px solid black; padding: 2px;">Specification missing</td> </tr> <tr> <td colspan="6" style="border: 1px solid black; padding: 2px; text-align: center;">Time Line:</td> </tr> <tr> <td style="border: 1px solid black; padding: 2px;">Notification:</td> <td colspan="5" style="border: 1px solid black; padding: 2px;">Specification missing</td> </tr> <tr> <td style="border: 1px solid black; padding: 2px;">Departure to Scene:</td> <td colspan="5" style="border: 1px solid black; padding: 2px;">Specification missing</td> </tr> <tr> <td style="border: 1px solid black; padding: 2px;">Arrival at Scene:</td> <td colspan="5" style="border: 1px solid black; padding: 2px;">Specification missing</td> </tr> <tr> <td style="border: 1px solid black; padding: 2px;">Departure to Base:</td> <td colspan="5" style="border: 1px solid black; padding: 2px;">Specification missing</td> </tr> <tr> <td style="border: 1px solid black; padding: 2px;">Return to Base:</td> <td colspan="5" style="border: 1px solid black; padding: 2px;">Specification missing</td> </tr> <tr> <td style="border: 1px solid black; padding: 2px;">LVL 2 Priority:</td> <td colspan="5" style="border: 1px solid black; padding: 2px;">Exploitation Priority</td> </tr> <tr> <td style="border: 1px solid black; padding: 2px;">LVL 2 Location:</td> <td colspan="5" style="border: 1px solid black; padding: 2px;">Specification missing</td> </tr> <tr> <td colspan="6" style="border: 1px solid black; padding: 2px;">SNAPSHOT OF CIRCUMSTANCES HOW INCIDENT OCCURRED</td> </tr> <tr> <td colspan="6" style="border: 1px solid black; padding: 2px;">Is part of the Quick Look Report!</td> </tr> <tr> <td colspan="6" style="border: 1px solid black; padding: 2px; height: 40px;"></td> </tr> <tr> <td colspan="6" style="border: 1px solid black; padding: 2px;">Evidences Recovered:</td> </tr> <tr> <td style="border: 1px solid black; padding: 2px;">1.</td> <td style="border: 1px solid black; padding: 2px;"></td> <td style="border: 1px solid black; padding: 2px;">7.</td> <td style="border: 1px solid black; padding: 2px;"></td> <td style="border: 1px solid black; padding: 2px;">8.</td> <td style="border: 1px solid black; padding: 2px;"></td> </tr> <tr> <td style="border: 1px solid black; padding: 2px;">2.</td> <td style="border: 1px solid black; padding: 2px;"></td> <td style="border: 1px solid black; padding: 2px;">9.</td> <td style="border: 1px solid black; padding: 2px;"></td> <td style="border: 1px solid black; padding: 2px;">10.</td> <td style="border: 1px solid black; padding: 2px;"></td> </tr> <tr> <td style="border: 1px solid black; padding: 2px;">3.</td> <td style="border: 1px solid black; padding: 2px;"></td> <td style="border: 1px solid black; padding: 2px;">11.</td> <td style="border: 1px solid black; padding: 2px;"></td> <td style="border: 1px solid black; padding: 2px;">12.</td> <td style="border: 1px solid black; padding: 2px;"></td> </tr> <tr> <td style="border: 1px solid black; padding: 2px;">4.</td> <td style="border: 1px solid black; padding: 2px;"></td> <td style="border: 1px solid black; padding: 2px;"></td> <td style="border: 1px solid black; padding: 2px;"></td> <td style="border: 1px solid black; padding: 2px;"></td> <td style="border: 1px solid black; padding: 2px;"></td> </tr> <tr> <td style="border: 1px solid black; padding: 2px;">5.</td> <td style="border: 1px solid black; padding: 2px;"></td> <td style="border: 1px solid black; padding: 2px;"></td> <td style="border: 1px solid black; padding: 2px;"></td> <td style="border: 1px solid black; padding: 2px;"></td> <td style="border: 1px solid black; padding: 2px;"></td> </tr> <tr> <td style="border: 1px solid black; padding: 2px;">6.</td> <td style="border: 1px solid black; padding: 2px;"></td> <td style="border: 1px solid black; padding: 2px;"></td> <td style="border: 1px solid black; padding: 2px;"></td> <td style="border: 1px solid black; padding: 2px;"></td> <td style="border: 1px solid black; padding: 2px;"></td> </tr> </table>	CF KIA	5	CF WIA	0	CF MIA	0	Incident: XFOR - 031103ZMAR18 - EOD						GEO LOCATION:	A-Town, SIEGBURG, NRW					GRID TO INCIDENT:	Specification missing					REQUESTING UNIT:	Task Force Bravo					TASK ORG:	Specification missing					TASK UNIT:	Specification missing					Time Line:						Notification:	Specification missing					Departure to Scene:	Specification missing					Arrival at Scene:	Specification missing					Departure to Base:	Specification missing					Return to Base:	Specification missing					LVL 2 Priority:	Exploitation Priority					LVL 2 Location:	Specification missing					SNAPSHOT OF CIRCUMSTANCES HOW INCIDENT OCCURRED						Is part of the Quick Look Report!												Evidences Recovered:						1.		7.		8.		2.		9.		10.		3.		11.		12.		4.						5.						6.					
CF KIA	5	CF WIA	0	CF MIA	0																																																																																																																																																		
Incident: XFOR - 031103ZMAR18 - EOD																																																																																																																																																							
GEO LOCATION:	A-Town, SIEGBURG, NRW																																																																																																																																																						
GRID TO INCIDENT:	Specification missing																																																																																																																																																						
REQUESTING UNIT:	Task Force Bravo																																																																																																																																																						
TASK ORG:	Specification missing																																																																																																																																																						
TASK UNIT:	Specification missing																																																																																																																																																						
Time Line:																																																																																																																																																							
Notification:	Specification missing																																																																																																																																																						
Departure to Scene:	Specification missing																																																																																																																																																						
Arrival at Scene:	Specification missing																																																																																																																																																						
Departure to Base:	Specification missing																																																																																																																																																						
Return to Base:	Specification missing																																																																																																																																																						
LVL 2 Priority:	Exploitation Priority																																																																																																																																																						
LVL 2 Location:	Specification missing																																																																																																																																																						
SNAPSHOT OF CIRCUMSTANCES HOW INCIDENT OCCURRED																																																																																																																																																							
Is part of the Quick Look Report!																																																																																																																																																							
Evidences Recovered:																																																																																																																																																							
1.		7.		8.																																																																																																																																																			
2.		9.		10.																																																																																																																																																			
3.		11.		12.																																																																																																																																																			
4.																																																																																																																																																							
5.																																																																																																																																																							
6.																																																																																																																																																							



502 LINE INFORMATION

Line	Item	Sub item	Date	List /	Comments
Line 1	Incident Overview	C	MGRS, Scene and ICP		
		D	Location		
		H	Unit/Organization requesting support	P02	
Line 2	Task Order	B	WIT tasked		
		C	DTG of Tasking		
		D	Tasked by		
		H	DTG Departure to Incident		
		I	DTG Arrival at Incident		
		J	DTG Departure to Base		
		K	DTG Return to Base		
Line 12	Team Leader Comments	D	Recommendation for Higher Technical Exploitation		
			DA Recommended Exploitation priority		
			DB Location of Level 2 Exploitation	C05	

NATO UNCLASSIFIED

INTENTIONALLY BLANK

NATO UNCLASSIFIED

NATO UNCLASSIFIED

AEODP-06(C)(1)

NATO UNCLASSIFIED